

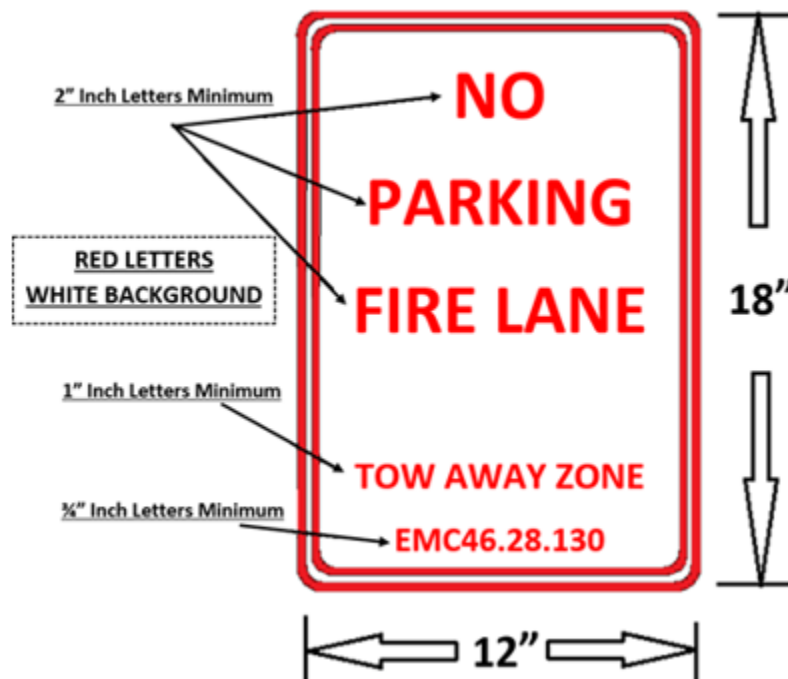
Scope and Purpose

The information found in this document pertains to how, in the City of Everett, Fire Department Access roads and/or Fire Lane are to be identified with the appropriate signs and markings. The Fire Code Official may modify, on a case-by-case basis, any of the provisions where practical difficulties exist.

Signs

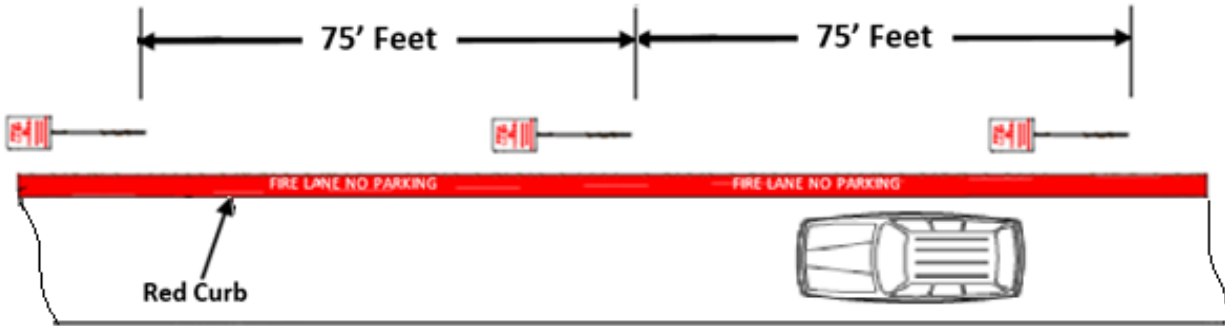
Fire Lane Signs shall comply with the following:

- Metal construction 12 inches wide by 18 inches high
- Red letters on a white reflective background
- Sign shall read “NO PARKING – FIRE LANE – TOW AWAY ZONE – EMC 46.28.130”
- The letters indicating “NO PARKING” and “FIRE LANE” shall be no less than 2 inches in height.
- The letters indicating “TOW AWAY ZONE” shall be no less than 1 inch in height.
- The letters indicating “EMC 46.28.130” shall be no less than ¾ inch in height.



Placement of signs shall comply with the following:

- One at the beginning of the restriction (one arrow pointing towards the restriction zone).
- One at the end of the restriction (one arrow pointing back into restriction zone).
- In most cases, both sides of the access road shall be marked. Where long drives are to be marked, the repetitions shall alternate sides of the drive.
- Signs shall be evenly spaced with a maximum distance between signs no greater than 75 feet.



Signs shall be installed and mounted as per City of Everett’s Design and Construction Standard 715.

Curb Striping

Fire Lane Curb Striping

All Curb Striping shall be done using **Red Traffic Paint**, and the striping method shall comply with the following;

- Curbs – 6 inch wide stripe on the top and front
- Rolled Curbs – 6 inch wide stripe on curb
- Without curbs – 6 inch wide stripe on the pavement

Lettering on Curbs

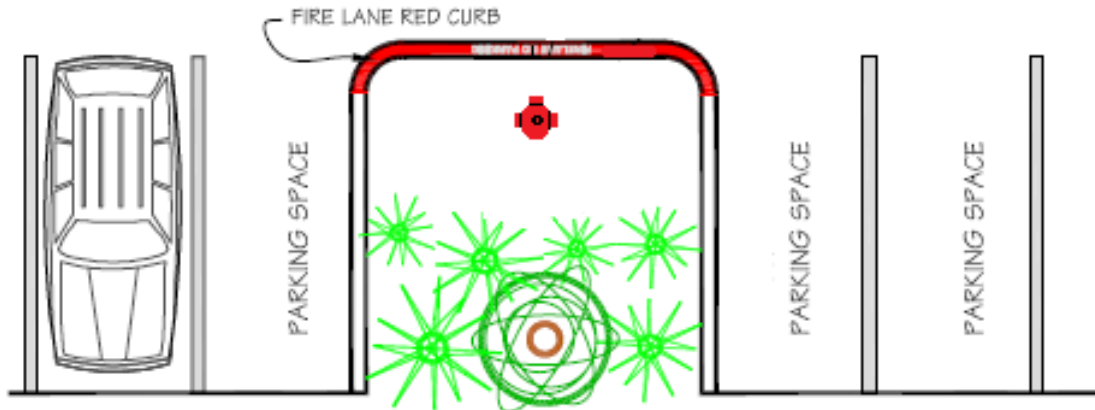
- “FIRE LANE NO PARKING” lettering shall be painted in White Traffic Paint
- Lettering shall be a minimum of 3 ½” X ½” lettering
- Stencil shall be centered on curb face between fire lane signs
- When a Fire Hydrant is present the stencil shall be centered directly in front of the hydrant. (See detail under “Fire Lane Striping for Hydrants)



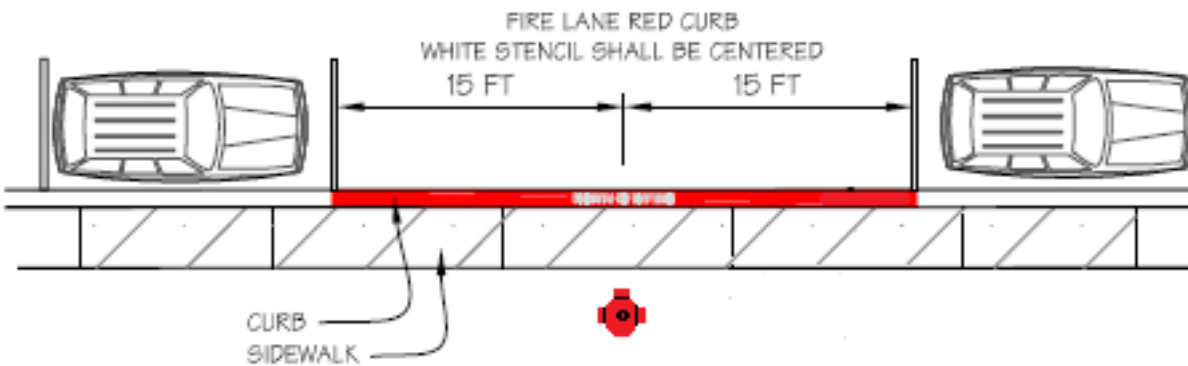
Fire Lane Striping for Hydrants

Fire Lane Red Curb placement shall comply with the detail below.

FIRE HYDRANT IN LANDSCAPING ISLAND



FIRE HYDRANT OBSTRUCTED BY PARKING

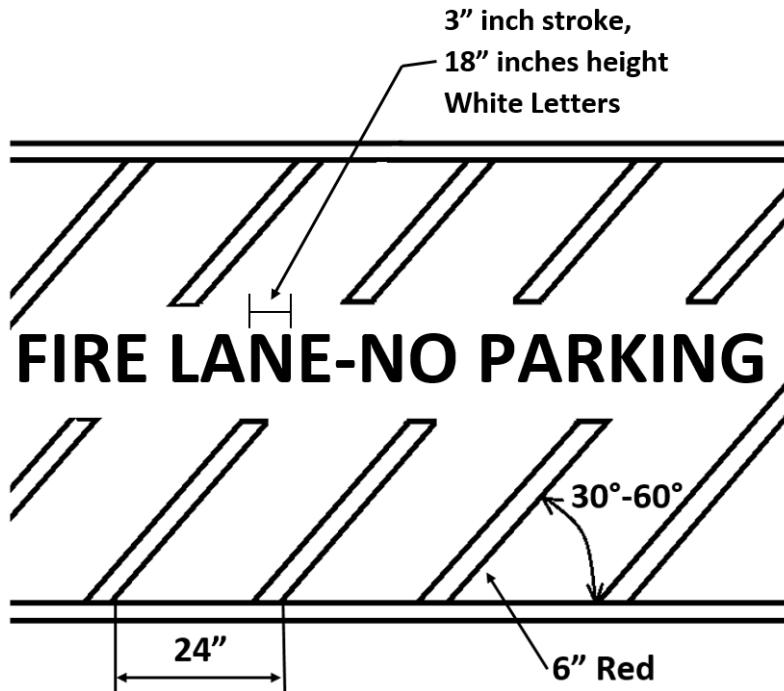


Diagonal Striping

Where a Fire Apparatus Access Turnaround is required or in areas designated by the Fire Code Official, diagonal striping across the width of the fire lane shall be used in conjunction with painted curbs and fire lane signs.

Diagonal Striping shall be painted using red traffic paint. Stripes shall be a minimum of 6 inches in width and 24 inches apart from one another at an angle of 30 to 60 degrees.

The words "FIRE LANE – NO PARKING" shall be painted using 3 inch stroke, 18 inch height in white traffic paint.



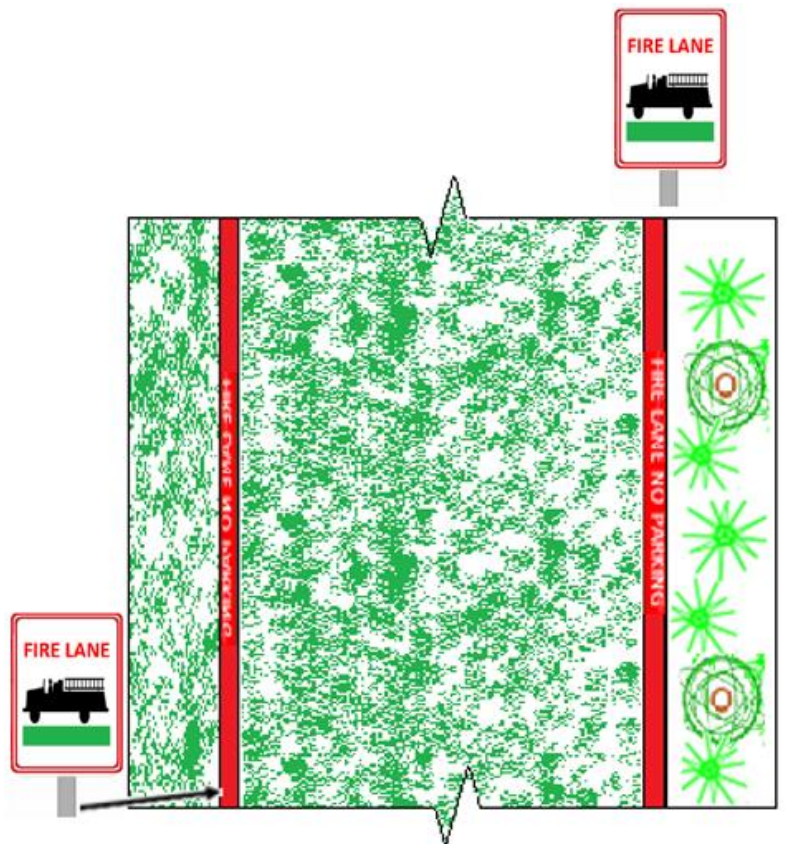
Alternate Paving/Grass Fire Lane

Paving systems that allow grass to grow in between structural elements that will support the weight of a fire truck. Shall comply with the following marking and signage requirements;

Marking Access Route

To avoid fire apparatus veering into landscaping that won't support the load and become incapacitated during an emergency the following shall be provided;

- A concrete curbs high enough to prevent being hidden by grass shall be provided to frame in the fire lane area where it is safe for apparatus to drive on.
- The concrete curbing shall be painted in **red traffic paint** and have "FIRE LANE" lettering painted in White Traffic Paint located on the curb face.



Exceptions: If the entirety of the grass space is provided with the paving system and will support the load of a fire apparatus.

Fire Lane Signs

- A minimum of one Fire Lane Sign shall be posted at each entrance and/or exit to the Grass Fire Lane.
- Fire Lane Signs shall comply with the following:
 - Metal construction 12" inches wide by 18 inches high
 - Red letters on a white reflective background
 - Sign shall read "FIRE LANE" and have a symbol of a Fire Apparatus with a Green Bar beneath it.
 - The symbol of the fire apparatus with the green bar beneath it shall take up no less than 2/3 of the sign space.

